

HISTORY MYSTERIES



Time: approximately 45 minutes

Instructional Goals:

- The student will use the **PebbleGo Biographies** database to learn about famous women and their important contributions.
- The student will analyze information about famous women to determine commonalities.

Integrated Content Standards:

- AASL Standards Framework for Learners (<http://standards.aasl.org/wp-content/uploads/2017/11/AASL-Learner-Framework-Spread.pdf>)
- AASL Standards for the 21st Century Learner (http://www.ala.org/aasl/sites/ala.org.aasl/files/content/guidelinesandstandards/learningstandards/AASL_LearningStandards.pdf)
- Common Core English Language Arts/Literacy Standards (www.corestandards.org/ELA-Literacy/)
- National Curriculum Standards for Social Studies (<http://www.socialstudies.org/standards>)
- National Educational Technology Standards for Students (<http://www.iste.org/standards/iste-standards/standards-for-students>)
- NCTE/IRA Standards for English Language Arts (www.ncte.org/standards/ncte-ira)

Materials/Resources:

- **PebbleGo Biographies** online database
- **History Mystery Case File 1: The Case of Famous Firsts** - OR - **History Mystery Case File 2: The Case of Important Inspirations**, one for each student or pair of students.
- Directions for Case File handouts:
 - › Copy back-to-back.
 - › Cut along solid lines.
 - › Fold along dotted line to make a file folder. (See *Figure 1*.)
- **History Mystery Case File 1: The Case of Famous Firsts Clue Cards** - OR - **History Mystery Case File 2: The Case of Important Inspirations Clue Cards**, one for each student or pair of students.
- Scissors, glue, and pencils

Procedures/Lesson Activities:

Focus

1. Tell students that they are going to be detectives working to solve history mysteries. Explain that they will be given six clue cards that they will need to match with three different mystery people.

Teach/Model

2. Tell students there are two clue cards for each mystery person. Each clue card represents an important event, job, or symbol.



3. Ask students what strategies they could use to figure out which clue cards match each mystery person. Lead students to the **PebbleGo Biographies** database to research the different people and help them solve the mystery.

Guided Practice

4. Model how to navigate to the **PebbleGo Biographies** articles about the mystery people using the search bar. Demonstrate the read aloud and video features.
5. Show students a **History Mystery Case File** handout. Demonstrate how they will cut out the History Mystery Clue Cards and paste them into the case file.
6. Tell students your expectations for completing the favorite facts and bibliography sections on the **History Mystery Case File** handout.
7. Explain to students they will save the question “What do these people have in common?” until after they have completed the other sections of the **History Mystery Case File** handout.

Independent Practice

8. Give each student a **History Mystery Case File** handout and a coordinating set of History Mystery Clue Cards, scissors, glue, and pencil.
9. Allow time for students to complete the **History Mystery Case File** handout while using **PebbleGo Biographies**.

History Mystery Case File Answer Key

Case File 1: The Case of the Famous Firsts	Case File 2: The Case of the Important Inspirations
Bessie Coleman: cabin, airplane	Marian Anderson: microphone, United Nations
Sally Ride: space shuttle, astronaut	Frida Kahlo: paint and brush, bus
Chien-Shiung Wu: physics, teacher	Vera Wang: bridal gown, ice skates

Closure

10. Ask students to analyze the **History Mystery Case File** information to determine what the three people have in common. Have them record their ideas on the front of their **History Mystery Case File** handout.
11. As a class, discuss what the people had in common. Students may realize that all of the mystery people are women.
12. Explain to students that March is Women’s History Month. In March, people learn how women throughout history have made great accomplishments despite many challenges, such as not being treated the same as men. (For more information about Women’s History Month, visit the National Women’s History Project website at www.nwhp.org.)

13. Additional commonalities for the mystery people include:

Case File 1: The Case of the Famous Firsts	Case File 2: The Case of the Important Inspirations
All had STEM-related jobs.	All have/had artistic careers.
All three women were “first” in something.	All three attended specialized schools to learn their artform.

Extend/Enrich

- Have students create their own history mysteries. Challenge them to create two clue cards for three different people that have something in common.
- Ask students to exchange and solve each other’s history mysteries.

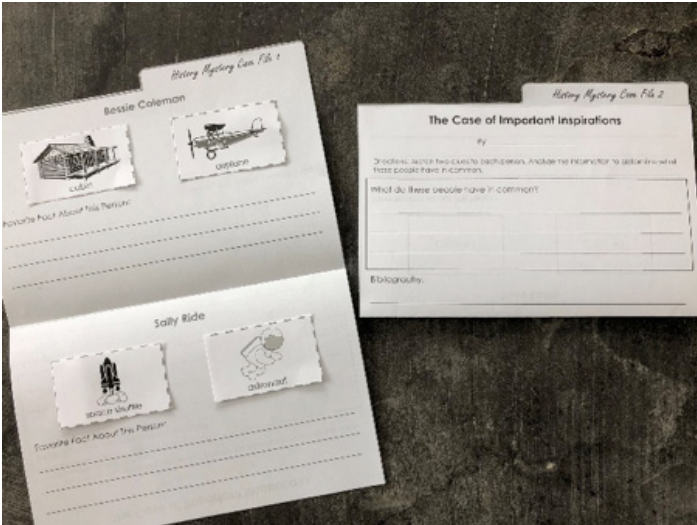


Figure 1- History Mystery Case File Example

Bessie Coleman

Clue #1

Clue #2

Favorite Fact About This Woman:

Sally Ride

Clue #1

Clue #2

Favorite Fact About This Woman:

Chien-Shiung Wu

Clue #1

Clue #2

Favorite Fact About This Woman:

Bibliography:

What do these women have in common?

Directions: Match two clues to each woman. Analyze the information to determine what these women have in common.

By _____

The Case of Important Inspirations

Marian Anderson

Clue #1

Clue #2

Favorite Fact About This Woman:

Frida Kahlo

Clue #1

Clue #2

Favorite Fact About This Woman:

Vera Wang

Clue #1

Clue #2

Favorite Fact About This Woman:

Bibliography:

What do these women have in common?

Directions: Match two clues to each woman. Analyze the information to determine what these women have in common.

By _____

The Case of Important Inspirations

History Mystery Case File 1: The Case of Famous Firsts

Clue Cards

Directions:

1. Cut the clue cards along the dotted lines.
2. Use *PebbleGo Biographies* to match the mystery people to the clue cards.
3. Paste the clues into *History Mystery Case File 1* file folder. Complete the file information.
4. Analyze the information to determine what these people have in common.

Mystery People

Bessie Coleman

Sally Ride

Chien-Shiung Wu




airplane



astronaut




cabin



physics



space shuttle



teacher

History Mystery Case File 2: The Case of Important Inspirations

Clue Cards

Directions:

1. Cut the clue cards along the dotted lines.
2. Use *PebbleGo Biographies* to match the mystery people to the clue cards.
3. Paste the clues into *History Mystery Case File 2* file folder. Complete the file information.
4. Analyze the information to determine what these people have in common.

Mystery People

Marian Anderson

Frida Kahlo

Vera Wang



microphone



bus



United Nations



bridal gown



paint and brush



ice skates