

Description:

Children and parents/caregivers will visit at least 4 key parts of the community. This activity is recommended for home and community use.

Recommended Grades:

- K-2, 3-5

Materials/Resources:

- Community Passport Handout, Pencil or Markers, Blank Stickers, Camera + Printer (Optional)

Objectives:

Students will:

- Learn about one or more key buildings and/or places in the community like the city hall, farmers' market, fire station, hospital, library, museum, park, police station, school, etc.
- Draw or photograph key buildings or other features on the passport.
- Label each drawing or photograph
- Share their experiences with family or friends.



At-Home Use:

Discuss the activity with the child. Places to visit include city hall, the community/recreation center, the fire station, the hospital, the museum, the park, the police station, the post office, the public library, the school, etc. Children will draw or take photos of community buildings or other features. If another person takes the picture for the child, ask the child to be a part of the picture.

Parent/Caregiver Directions:

Children will fill out a community passport that features 4 important buildings or other feature in the community. It can be the city hall, community center, fire station, police station, post office, etc.

1. Ask the child to learn about different community buildings and places by browsing titles like [A Day at the Fire Station](#), [A Visit to the Library](#), [A Visit to the Police Station](#), [Our Community Center](#), [Our Farmers' Market](#), [Our Park](#), [Our Post Office](#), [Out and About at City Hall](#), etc.
2. With help from a parent or caregiver, visit four or more of the above places in person.
3. Draw or take a picture of the building or other feature. (Note that taking a photo of the child in front of the building or place is preferred.)
4. Put the name of the building or feature on a blank sticker (e.g., Library) and attach it to the photo/drawing area.
5. Show your finished passport to family and friends and share what you learned.

Extension Activities:


Explore some of the jobs performed by community helpers by listening to or reading titles like [Doctors Help](#), [Farmers Help](#), [Firefighters Help](#), [Librarians Help](#), and [Police Officers Help](#).

**2. COMMUNITY
PHOTO/DRAWING
+ LABEL STICKER**

**1. COMMUNITY
PHOTO/DRAWING
+ LABEL STICKER**

**3. COMMUNITY
PHOTO/DRAWING
+ LABEL STICKER**

**4. COMMUNITY
PHOTO/DRAWING
+ LABEL STICKER**




DATE:


SCHOOL:

AGE:

NAME:



COMMUNITY PASSPORT



capstone®

SUMMER 2023