

SEASONS APP AND NEWS REPORT



Time: Introduction—approximately 30-45 minutes
Independent work time will vary by student
News report production—approximately 45-90 minutes, but will vary based on technology and production decisions

Instructional Goals:

- The student will research fall, spring, summer, and winter using the *PebbleGo Science* database.
- The student will write and produce a news report based on one of the seasons.

Integrated Content Standards:

- AASL Standards Framework for Learners (<http://standards.aasl.org/wp-content/uploads/2017/11/AASL-Learner-Framework-Spread.pdf>)
- Common Core English Language Arts/Literacy Standards (www.corestandards.org/ELA-Literacy/)
- National Educational Technology Standards for Students (<https://www.iste.org/standards/for-students>)
- NCTE/IRA Standards for English Language Arts (www.ncte.org/standards/ncte-ira)
- Next Generation Science Standards (www.nextgenscience.org/)

Materials/Resources:

- **PebbleGo Science** online database
- **My Seasons App handout**—one for each student
- **Fall, Spring, Summer, and Winter App Notes (Front and Back)**—copied front-to-back; one of each season for each student, already cut out
 - › Note: Each student will get one strip of paper for each season (four strips total) (Figure 1)
- depending on instructional needs and objectives, either the **Season News Report handout** (blank or with lines) **-OR-** the **Fall/Spring/Summer/Winter News Report Script**—one handout or script for each student
- **Example Spring News Report**, if desired
- crayons
- glue
- video recording device, if desired
- green screen app, if desired
- news reporting props, such as a microphone, if desired

Procedures/Lesson Activities:

Focus

1. Ask students: How do people learn about what is happening in other places around the world, such as the weather? For example, how do we learn about the weather that is happening right now in another city or state?

2. In general terms, discuss with students the news and the job of news reporters. Explain that people watch, read, and listen to the news and news reporters as one way to learn about events in other places.



Teach/Model

3. Tell students that people read the news in newspapers, magazines, and online. They also watch news videos on TV or online. There are also many news apps that people can download to their devices.
4. Explain that students are going to be news reporters with a special assignment. Their assignment is to report the news for Earth's four seasons—fall, spring, summer, and winter. They will design an "app" with information about all four seasons, as well as produce a video (or live action) news report about their favorite season.

Guided Practice

5. Brainstorm with students about the information they will need to know about the four seasons in order to create their news app and video. Lead students to think about the weather during each season, as well as what animals, people, and plants do during each season.
6. Demonstrate for students how to access the needed information using **PebbleGo Science**. (Seasons are located under Earth and Space Sciences.)
7. Give each student a copy of the **Fall, Spring, Summer, and Winter App Notes**.
 - o Note: It may be easier to give each season's app notes to students separately, after the previous one is completed. For example, when a student has finished the Fall App Notes and glued it to the My Seasons App handout, they then get the Spring App Notes. (Figures 1 and 2)
8. Explain how students should take notes with words and pictures using the information in **PebbleGo Science**.

Independent Practice

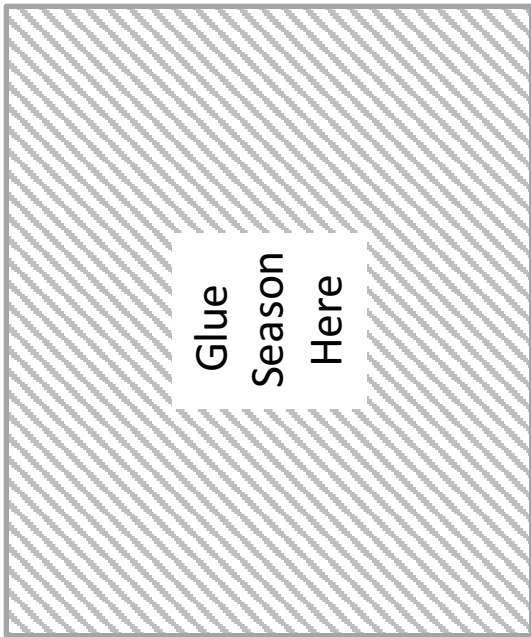
9. Allow time for students to complete the Fall, Spring, Summer, and Winter App Notes and to glue their notes onto the My Seasons App handout. (Figure 2)
10. Ask students to complete the bibliography on the **My Seasons App handout**. They can find the information using the "Cite" button at the article level in **PebbleGo Science**.

Closure

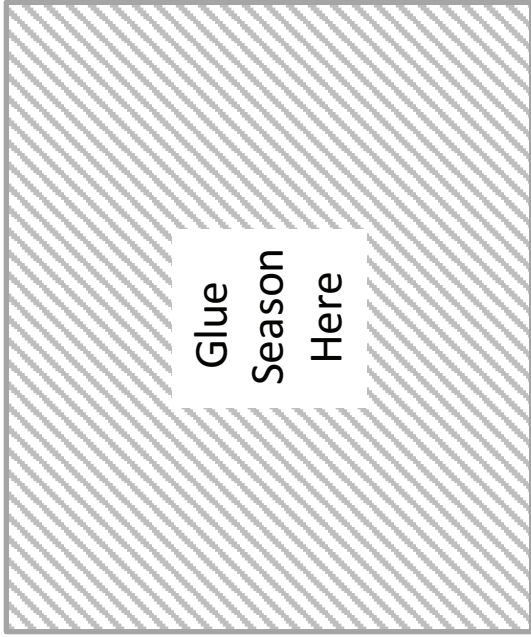
11. Give each student (or pair of students) either a blank **Season News Report handout** (blank or with lines) or a fill-in-the-blank **Fall/Spring/Summer/Winter News Report Script** for their chosen season. If desired, use the **Example Spring News Report** and model for students how to take their favorite season's notes and write a news report.
12. Have students write and produce a news report for their favorite season. Either have students create video reports or present them live. If desired, have students select props and design a background appropriate for their season to use with a green screen app.
13. Share news reports with the class and other appropriate audiences.

My Seasons App


by _____



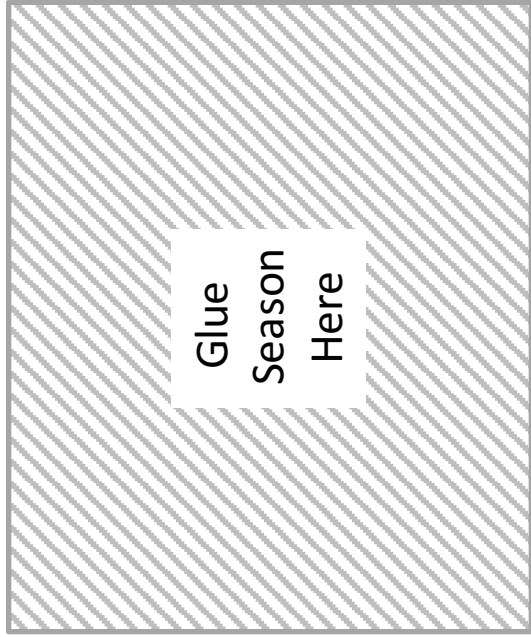
Glue
Season
Here



Glue
Season
Here



Glue
Season
Here



Glue
Season
Here

Bibliography: _____

Fall and Spring App Notes (Front)

Copy back-to-back with *Fall and Spring App Notes (Back)*. Cut out. After students complete the notes, they fold along dotted lines. Students glue the notes to the *My Seasons App handout*.


Animals in Fall	People in Fall	Plants in Fall
-----------------	----------------	----------------

Animals in Spring	People in Spring	Plants in Spring
-------------------	------------------	------------------

Fall and Spring App Notes (Back)

Copy back-to-back with *Fall and Spring App Notes (Front)*. Cut out. After students complete the notes, they fold along dotted lines. Students glue the notes to the *My Seasons App handout*.

Fall Weather	 <p>Glue Here</p>	Fall
--------------	---	------

Spring Weather	 <p>Glue Here</p>	Spring
----------------	--	--------

Summer and Winter App Notes (Front)

Copy back-to-back with *Summer and Winter App Notes (Back)*. Cut out. After students complete the notes, they fold along dotted lines.
Students glue the notes to the *My Seasons App handout*.


Animals in Summer	People in Summer	Plants in Summer
-------------------	------------------	------------------

Animals in Winter	People in Winter	Plants in Winter
-------------------	------------------	------------------

Summer and Winter App Notes (Back)

Copy back-to-back with *Summer and Winter App Notes (Front)*. Cut out. After students complete the notes, they fold along dotted lines. Students glue the notes to the *My Seasons App handout*.

Summer Weather	 <p data-bbox="544 924 600 1155">Glue Here</p>	Summer
----------------	--	--------

Winter Weather	 <p data-bbox="1193 924 1250 1155">Glue Here</p>	Winter
----------------	---	--------



Example Spring News Report



100%

Hello! I am _____ for PGO News.
Today I am reporting about spring.

Our spring weather is sunny with some rain. It is getting warmer!

The animals this spring are building their nests and getting ready to have their babies. Birds are flying north for the warmer weather.

People are playing baseball and flying kites. Don't forget your umbrella in case there is rain!

This spring, the plants are blooming and the trees' leaves are growing.

That's the news for spring!






Season News Report

by _____



100%






100%

Season News Report

by _____





Fall News Report Script



100%

Hello! I am _____ for PGO News. Today I am reporting about fall.


Our fall weather is _____

The animals this fall are _____

People are _____

This fall, the plants are _____

That's the news for fall!





Spring News Report Script



100%

Hello! I am _____ for PGO News. Today I am reporting about spring.


Our spring weather is _____

The animals this spring are _____

People are _____

This spring, the plants are _____

That's the news for spring!





Summer News Report Script



100%

Hello! I am _____ for PGO News. Today I am reporting about summer.


Our summer weather is _____

The animals this summer are _____

People are _____

This summer, the plants are _____

That's the news for summer!





Summer News Report Script



100%

Hello! I am _____ for PGO News. Today I am reporting about winter.

Our winter weather is _____

The animals this winter are _____

People are _____

This winter, the plants are _____

That's the news for winter!

